

2020

TACOMA



TOYOTA

AT TOYOTA, WE'RE MORE THAN JUST A CAR COMPANY

WE'RE A PARTNER IN THE JOURNEY TO LIVE YOUR MOST FULFILLING LIFE.

We give you the tools you need to achieve your full potential by designing our vehicles with purpose. To be as dynamic as the life you've always envisioned yourself living.

And we don't stop at meticulously designed, quality vehicles. We're pioneering alternative fuels, improving human movement, and creating meaningful community partnerships, like the one we have with our Olympic and Paralympic athletes. These initiatives demonstrate our determination to give everyone the ability to move freely through a world with constantly evolving mobility challenges, enriching that world in the process.

Alone, just a car. Together, so much more.



POWERFUL IN EVERY WAY



STYLE, MUSCLE, PERFORMANCE. CHECK, CHECK, AND CHECK.

From serious payloads to serious adventure, the 2020 Tacoma is ready whenever you are - because this is not a truck to be taken lightly. It's a piece of serious engineering, built to take everything you and the world can throw at it, and still come back for more. Backed by 80 years of truck heritage, Tacoma has the power and capability to conquer the toughest jobs and the most extreme terrain with ease. It's a pickup that outperforms expectations, while demanding attention with its sculpted, athletic lines and premium interior accents. Feature for feature, and pound for pound, there's no other truck as capable of turning heads as it is of moving mountains.

DESIGN THAT GOES DEEP

CAPABILITY THAT GOES BEYOND THE EXPECTED.

Toyota Pickups are ingeniously capable and built for serious adventure. The 2020 Tacoma delivers beyond your expectations not just in how it looks, but in how it's actually built and designed. The Tacoma has a high strength, triple tech frame to improve rigidity as well as ride and handling. The bed itself is made of an ultra-durable, fibre-reinforced sheet-moulded composite surface that is dent-resistant and corrosion-free, with a greater impact strength than steel. The convenient deck rail system lets you quickly secure your loads, while the easy access 120V/400W power outlet in the bed gives you the power you need for onsite projects. More than you expected? Perfect – that's just how we planned it.






COMFORT MEETS COOL

As rugged and powerful as it is, the 2020 Tacoma also makes plenty of room for comfort and style. The sporty interior was designed with sophisticated soft touch materials to enrich your driving experience. And while you maintain your grip on the road, you don't have to lose touch with anything in the outside world, thanks to an array of technologies and advanced features that are always within reach.

DESIGNER STYLE & COMFORT, PLUS ADVANCED TECHNOLOGY



APPLE CARPLAY™¹

Tacoma offers Apple CarPlay™ support as a standard feature. Connect your compatible iPhone® and get directions, make calls, send and receive messages, and listen to your own playlist with your voice through Siri® or the steering wheel controls – all while maintaining focus on your drive.

ANDROID AUTO™¹

Android Auto™ brings your favourite smartphone apps into one place, making it easy to access navigation, media, and communication apps. With the Google Assistant™, you can perform actions with your voice, keeping your eyes on the road and your hands on the wheel.

CONNECTED SERVICE BY TOYOTA¹


Staying connected has never been easier with a suite of available connectivity features including Remote Connect, Safety Connect®, Service Connect, and Destination Assist to help enhance your driving experience.

READY FOR EVERYTHING



TRAILER-SWAY CONTROL (TSC)

When a vehicle is towing a trailer, various weather, road, and steering conditions can result in dangerous trailer sway. Tacoma's TSC is a system that detects trailer sway and applies brake pressure at individual wheels and controls engine torque to help stabilize the trailer. The system also illuminates the stop lamps to alert you to the fact that your vehicle is decelerating.



BILSTEIN SHOCK AND ABSORBERS

Available Bilstein shocks help soak up the heavy dips and bumps to deliver a ride so comfortable, you'll mistake the off-road for the blacktop. Tacoma also offers ventilated front disc brakes that deliver confident stopping power no matter how bad the road or weather conditions are.



MULTI-TERRAIN SELECT

The available Multi-Terrain Select system regulates wheelspin by automatically adjusting the engine throttle and brakes, helping improve traction.



CRAWL CONTROL

Available Crawl Control automatically adjusts acceleration and braking when driving over jagged off road terrain or on slippery surfaces and minimizes wheelspin and wheel lock-up.

OVERBUILT TO PERFORM



TOUGHNESS. IT'S BUILT RIGHT IN.

What makes the 2020 Tacoma the most exciting truck on and off the road today? Without a doubt, it's the ingenious pairing of sheer power and brute strength that a country like Canada demands. With your choice of Access Cab and Double Cab configurations, you can have the Tacoma that meets your needs perfectly. The 3.5 L Atkinson cycle V6 engine with D-4S Fuel Injection is particularly impressive, offering 278 hp at 6,000 rpm and 265 lb.ft. of torque at 4,600 rpm. The 6-speed automatic transmission with available electronic shift helps to deliver quick and easy shifting, while also improving fuel economy. Couple that with Tacoma's finely-tuned suspension for smooth on-road and "go anywhere" off-road performance, and you'll be able to make the most out of any obstacle. No matter where you go, this workhorse can take everything you need, with a towing capacity of up to 6,500 pounds. That's not just strong. That's Tacoma strong.


The logo features a stylized hexagon with a blue-to-yellow gradient background. Inside the hexagon, the words "Toyota Safety Sense" are written in white, stacked vertically.

Toyota
Safety
Sense

SAFETY FIRST

STANDARD TOYOTA SAFETY SENSE™ (TSS-P).²

No matter what roads you travel, Toyota Safety Sense™ is always there to keep you as safe as possible. It's an advanced suite of innovative safety features that comes standard on the 2020 Tacoma, and it is designed to help protect drivers, passengers, pedestrians, and people in other vehicles from harm.



PRE-COLLISION SYSTEM WITH PEDESTRIAN DETECTION³

Provides collision avoidance or collision mitigation support in speed ranges where frontal collisions are likely to occur. In certain conditions, the Pre-Collision System with Pedestrian Detection may also help to detect pedestrians and help prevent or mitigate a collision.



AUTOMATIC HIGH BEAMS⁴

Designed to detect oncoming and preceding vehicles' lights and depending upon the circumstances, Automatic High Beams can switch between high and low beams for you.



DYNAMIC RADAR CRUISE CONTROL⁵

Using forward sensing radar technology, the system can automatically adjust vehicle speed to help maintain a preset following distance between you and the vehicle directly in front of you.



LANE DEPARTURE ALERT⁶

Alerts you if you start to drift out of your lane when visible lane markings are detected.

TACOMA SELECT FEATURES

ACCESS CAB SR - REGULAR BED



DOUBLE CAB SR - REGULAR BED



DRIVETRAIN

- Direct Injection 3.5 Litre, V6 Engine with 278 hp @ 6000 rpm & 265 lb.ft. of Torque @ 4600 rpm
- Variable Valve Timing with Intelligence, Sequential Multiport Electronic Fuel Injection
- One-Touch Part Time 4WD with 2-Speed Electronically Controlled Transfer Case, Automatic Limited Slip Differential
- 6-Speed, Automatic Transmission
- Multi-Leaf Rear Spring Suspension
- Combined City & Highway Rating 11.9 L/100km 24 mpg⁷

ENTERTAINMENT & CONNECTIVITY

- Connected Services by Toyota¹ – Audio: 7" Touch Screen, 6-Speakers, Works with Apple CarPlay™ & Android Auto™
- USB Input Ports, Auxiliary Input Jack, Bluetooth®
- 4.2" TFT Multi-Information Display, Backup Camera

INTERIOR

- Fabric Seat Material, 4 Seat Capacity
- Heated Front Bucket Seats, Manual 4-Way Adjustable Front Seats with Lumbar Support
- Power 8-Way Adjustable Driver's Seat (SR5)
- Rear Seats with Fold-Up Seat Cushions
- Manual Slide Rear Window, Rear Privacy Glass

EXTERIOR

- 6-Foot Cargo Bed
- Cab Mounted Brake Light
- Dual Colour-Keyed, Heated, Power Adjustable Side View Mirrors
- Black Front Grille Surround, Colour-Keyed Rear Bumper
- Colour-Keyed Fender Flares
- Double Wall Cargo Bed, Composite (SMC) Cargo Bed
- Cargo Bed Tie-Downs, Tie-Down Cleats (Set of 4)
- Easy Lower & Lift Tailgate, Removable Locking Tailgate
- Tail Lamps with Red Housing
- Headlamps with Auto On/Off Features
- 16" Steel Wheels & P245/75R16 All-Season Tires

SAFETY

- Toyota Safety Sense™ (TSS-P)
- Star Safety System™
- 8 Airbags

DRIVETRAIN

- Direct Injection 3.5 Litre, V6 Engine with 278 hp @ 6000 rpm & 265 lb.ft. of Torque @ 4600 rpm
- Variable Valve Timing with Intelligence, Sequential Multiport Electronic Fuel Injection
- One-Touch Part Time 4WD with 2-Speed Electronically Controlled Transfer Case, Automatic Limited Slip Differential
- 6-Speed, Automatic Transmission
- Multi-Leaf Rear Spring Suspension
- Combined City & Highway Rating 11.9 L/100km 24 mpg⁷

ENTERTAINMENT & CONNECTIVITY

- Connected Services by Toyota¹ – Audio: 7" Touch Screen, 6-Speakers, Works with Apple CarPlay™ & Android Auto™
- USB Input Ports, Auxiliary Input Jack, Bluetooth®
- 4.2" TFT Multi-Information Display, Backup Camera

INTERIOR

- Fabric Seat Material, 5 Seat Capacity
- Heated Front Bucket Seats, Manual 4-Way Adjustable Front Seats with Lumbar Support
- Rear Seats with Fold-Up Seat Cushions
- Manual Slide Rear Window, Rear Privacy Glass

EXTERIOR

- 6-Foot Cargo Bed
- Cab Mounted Brake Light with Integrated Red Lamp
- Dual Colour-Keyed, Heated, Power Adjustable Side View Mirrors
- Black Front Grille Surround, Colour-Keyed Rear Bumper
- Colour-Keyed Fender Flares
- Double Wall Cargo Bed, Composite (SMC) Cargo Bed
- Cargo Bed Tie-Downs, Tie-Down Cleats (Set of 4)
- Easy Lower & Lift Tailgate, Removable Locking Tailgate
- Tail Lamps with Red Housing
- Headlamps with Auto On/Off Features
- 16" Steel Wheels & P245/75R16 All-Season Tires

SAFETY

- Toyota Safety Sense™ (TSS-P)
- Star Safety System™
- 8 Airbags

TACOMA SELECT FEATURES

DOUBLE CAB TRD OFF ROAD - SHORT BED



DRIVETRAIN

- Direct Injection 3.5 Litre, V6 Engine with 278 hp @ 6000 rpm & 265 lb.ft. of Torque @ 4600 rpm
- Variable Valve Timing with Intelligence, Sequential Multiport Electronic Fuel Injection
- One-Touch Part Time 4WD with 2-Speed Electronically Controlled Transfer Case, Automatic Limited Slip Differential
- 6-Speed, Automatic, Super Electronically Controlled Transmission, Lock-Up Torque Converter
- Front & Rear Bilstein Shock Absorbers
- 4-Wheel Crawl Control, Multi-Terrain Select
- Combined City & Highway Rating 11.9 L/100km 24 mpg⁷

ENTERTAINMENT & CONNECTIVITY

- Connected Services by Toyota¹ – Premium Audio with Remote: includes Audio features & 8-Speakers, Service Connect (10 Year Subscription) includes – Vehicle Health Reports, Warning Light Notification, Maintenance Interval; Remote Connect (1 Year Subscription) includes – Engine Start/Stop, Door Lock/Unlock, Last Parked Location, Guest Driver Settings, Recent Trip, Status of Doors/Windows; Embedded Navigation, Destination Assist (1 Year Subscription), Embedded Traffic & Weather, Map Updates – 3 Years (Maximum of 3 Updates)
- Integrated SiriusXM[®] Satellite Radio, Gracenote[®] Album Cover Art
- Push Button Start, Smart Key System
- 4.2" TFT Multi-Information Display, Backup Camera

INTERIOR

- Heated Front Bucket Seats
- 60/40 Split Rear Bench Seat with Fold-Up Seat Cushions
- Leather-Wrapped Steering Wheel & Shift Knob

EXTERIOR

- 5.1-Foot Cargo Bed
- TRD Decals
- Black Fender Flares, Mesh Black Chrome Grille Surround
- 120 Volt (400 Watt) Cargo Bed AC Power Outlet, Composite (SMC) Cargo Bed, Cargo Bed Tie-Downs, Tie-Down Cleats (Set of 4)
- Heated, Power Adjustable Side View Mirrors with Integrated Turn Signals
- Class IV Towing Hitch Receiver, 7-Pin Connector
- Fuel Tank & Transfer Case Protector Plate
- Easy Lower & Lift Tailgate, Removable Locking Tailgate
- Fog Lamps, Halogen Headlamps, LED Daytime Running Lights
- 16" Rugged Aluminum Alloy Wheels & P245/75R16 All-Season Tires

SAFETY

- Toyota Safety Sense[™] (TSS-P)
- Star Safety System[™]
- 8 Airbags
- Tire Pressure Monitoring System with Auto Location
- Vehicle Anti-Theft System

DOUBLE CAB TRD SPORT PREMIUM - SHORT BED



Adds to or replaces features offered on TRD Off Road

DRIVETRAIN

- 6-Speed, Manual, Super Electronically Controlled Transmission, Lock-Up Torque Converter
- Sport-Tuned Suspension
- Combined City & Highway Rating 12.9 L/100km 22 mpg⁷

ENTERTAINMENT & CONNECTIVITY

- Push Button Start, Smart Key System
- Qi Wireless Charging

INTERIOR

- Leather Seat Surfaces

EXTERIOR

- Power Tilt & Slide Moonroof
- Dual, Heated, Power Adjustable Side View Mirrors
- Mesh Front Grille with Chrome Surround
- Hood Scoop
- 120 Volt (400 Watt) Cargo Bed AC Power Outlet
- Class IV Towing Hitch Receiver, 7-Pin Connector
- 16" Aluminum Alloy Wheels & P245/75R16 All-Season Tires

SAFETY

- Blind Spot Monitor, Rear Cross-Traffic Alert

TACOMA SELECT FEATURES

DOUBLE CAB LIMITED - SHORT BED



Adds to or replaces features offered on TRD Sport Premium

DRIVETRAIN

- 6-Speed, Automatic, Super Electronically Controlled Transmission, Lock-Up Torque Converter
- Combined City & Highway Rating 11.9 L/100km 24 mpg⁷

ENTERTAINMENT & CONNECTIVITY

- JBL® Audio, 8-Speakers
- Bird's-Eye-View Monitor

INTERIOR

- Leather Seat Surfaces

EXTERIOR

- Silver Painted Grille Surround
- Power Tailgate Lock
- LED Fog Lamps, LED Headlamps
- 18" Aluminum Alloy Wheels & P265/60R18 All-Season Tires

SAFETY

- Intelligent Clearance Sonar

ACCESSORIES

Toyota Genuine Accessories are custom designed and built to fit your specific Toyota vehicle and are backed by a Toyota Warranty. For a complete list of vehicle-specific accessories, visit accessories.toyota.ca or your local Dealer.

INTERIOR

- Black Badge Overlays
- Chrome & Black Tailgate Badge Insert
- Toyota Genuine Dash Camera
- Tub-Style All-Season Floor Mats

EXTERIOR

- Exhaust Tip
- Hood Graphic
- Premium Plug-In Block Heater
- Pro Series Paint Protection Film
- Rear Bumper Step
- Roof Rack
- Running Boards
- Side Step Bars - 4" Chrome
- Side Step Bars - 5" Black
- Side Step Bars - 5" Chrome
- Spare Tire Lock
- START+ Long Range Remote Engine Starter
- Towing Accessories

BED ACCESSORIES

- Bed Cleats
- Bed Divider
- Bed Extender
- Bed Lighting Kit
- Bed Mat
- Cargo Net
- D-Ring
- Soft Tri-Fold Tonneau Cover

TRD ACCESSORIES

- TRD 16" Off-Road Wheels
- TRD Exhaust System
- TRD Front Skid Plate
- TRD LED Fog Lights
- TRD Oil Cap
- TRD Performance Air Filter
- TRD Performance Air Intake System
- TRD Shift Knob

OPTIONAL

ACCESS CAB – REGULAR BED

SR5 PACKAGE

Connected Services by Toyota¹ – Audio Plus: 8" Touch Screen, 6-Speakers, Safety Connect® (1 Year Subscription) includes – Automatic Collision Notification, Stolen Vehicle Locator, Emergency Assistance Button, Enhanced Roadside Assistance; Integrated SiriusXM® Satellite Radio, Gracenote® Album Cover Art, SR5 Grade Fabric Seat Material, Leather-Wrapped Steering Wheel, Black Front Grille with Chrome Surround, LED Daytime Running Lights, Fog Lamps, 16" Aluminum Alloy Wheels & P245/75R16 All-Season Tires

TRD OFF ROAD PACKAGE

(Plus SR5 Package)

Off Road Body Kit, Connected Services by Toyota¹ – Premium Audio with Remote: includes Audio Plus features & Service Connect (10 Year Subscription) includes – Vehicle Health Reports, Warning Light Notification, Maintenance Interval, Remote Connect (1 Year Subscription) includes – Engine Start/Stop, Door Lock/Unlock, Last Parked Location, Guest Driver Settings, Recent Trip, Status of Doors/Windows; Embedded Navigation, Destination Assist (1 Year Subscription), Embedded Traffic & Weather, Map Updates – 3 Years (Maximum of 3 Updates); Push Button Start, Smart Key System, Garage Door Opener, TRD Decals, Front & Rear Bilstein Shock Absorbers, 120 Volt (400 Watt) Cargo Bed AC Power Outlet, Class IV Towing Hitch Receiver, 7-Pin Connector, 4-Wheel Crawl Control, Multi-Terrain Select, 16" Aluminum Alloy Wheels & P265/70R16 All-Terrain Tires

TRD OFF ROAD PACKAGE – MANUAL

(Plus TRD Off Road Package)

6-Speed, Manual Transmission, Combined City & Highway Rating 12.7 L/100km 22 mpg⁷, 16" Rugged Aluminum Alloy Wheels & P245/75R16 All-Season Tires

DOUBLE CAB – REGULAR BED

SR5 PACKAGE

Connected Services by Toyota¹ – Audio Plus: 8" Touch Screen, 6-Speakers, Safety Connect® (1 Year Subscription) includes – Automatic Collision Notification, Stolen Vehicle Locator, Emergency Assistance Button, Enhanced Roadside Assistance; Integrated SiriusXM® Satellite Radio, Gracenote® Album Cover Art, SR5 Grade Fabric Seat Material, Leather-Wrapped Steering Wheel, Black Front Grille with Chrome Surround, LED Daytime Running Lights, Fog Lamps, Tail Lamps with Clear Housing, 16" Aluminum Alloy Wheels & P245/75R16 All-Season Tires

TRD SPORT PACKAGE

(Plus SR5 Package)

Connected Services by Toyota¹ – Premium Audio with Remote: includes Audio Plus features & Service Connect (10 Year Subscription) includes – Vehicle Health Reports, Warning Light Notification, Maintenance Interval; Remote Connect (1 Year Subscription) includes – Engine Start/Stop, Door Lock/Unlock, Last Parked Location, Guest Driver Settings, Recent Trip, Status of Doors/Windows; Embedded Navigation, Destination Assist (1 Year Subscription), Embedded Traffic & Weather, Map Updates – 3 Years (Maximum of 3 Updates); Push Button Start, Smart Key System, Sport-Tuned Suspension, Sport Fabric Seats, Hood Scoop, Colour-Keyed Exterior, 17" Aluminum Alloy Wheels & P265/70R16 All-Terrain Tires

TRD SPORT PREMIUM PACKAGE

(Plus TRD Sport Package)

Premium Leather Seat Surfaces, Power Tilt & Slide Moonroof, Qi Wireless Charging, Blind Spot Monitor, Rear Cross-Traffic Alert

DOUBLE CAB – SHORT BED

OFF ROAD PREMIUM PACKAGE

Multi Terrain View Monitor, Premium Leather Seat Surfaces, Power Tilt & Slide Moonroof, Qi Wireless Charging, Blind Spot Monitor, Rear Cross-Traffic Alert

TRD PRO PACKAGE

6-Speed, Manual or Automatic Transmission, TRD PRO Tuned Off Road Suspension with FOX® Shocks with Rear Remote Reservoirs, TRD Tuned Front Coil Springs & Rear Leaf Springs, Combined City & Highway Rating 12.9 L/100km 22 mpg⁷, TRD PRO Shift Knob, Power Tilt & Slide Moonroof, TRD PRO Leather Seats, TRD PRO Carpet Floor Mats, TRD PRO Badges, TRD PRO Stainless Steel Exhaust, TRD Centre Cap, TRD PRO Skid Plate, TRD PRO Leather Seat Surfaces, LED Headlamps, Rigid Industries Fog Lamps, 16" TRD PRO Aluminum Alloy Wheels, (Optional with Desert Air Intake)

EXTERIOR COLOURS

040 SUPER WHITE

1D6 SILVER SKY METALLIC

1H5 CEMENT GREY METALLIC

1G3 MAGNETIC GREY METALLIC

218 MIDNIGHT BLACK METALLIC

3R3 BARCELONA RED METALLIC

4V6 QUICKSAND

6V7 ARMY GREEN

8T6 VOODOO BLUE

INTERIOR COLOURS

ACCESS CAB SR - REGULAR BED

GREY Fabric

SR5 PACKAGE

GREY Premium Fabric

TRD OFF ROAD PACKAGE

DARK GREY Premium Fabric

TRD OFF ROAD PACKAGE - MANUAL

DARK GREY Premium Fabric

DOUBLE CAB SR - REGULAR BED

GREY Fabric

SR5 PACKAGE

GREY Premium Fabric

TRD SPORT PACKAGE

DARK GREY Premium Fabric

TRD SPORT PREMIUM PACKAGE

BLACK TRD PRO Leather

DOUBLE CAB TRD OFF ROAD - SHORT BED

BLACK Leather

OFF ROAD PREMIUM PACKAGE

BLACK TRD Leather

TRD PRO PACKAGE

DARK GREY Premium Fabric

DOUBLE CAB TRD SPORT PREMIUM - SHORT BED

BLACK Leather

TRD PRO PACKAGE

BLACK TRD PRO Leather

TRD PRO WITH DESERT AIR INTAKE

DARK GREY Premium Fabric

DOUBLE CAB LIMITED - REGULAR BED

BLACK Leather

HICKORY Leather

Not all exterior and interior colour options are available for every model.

WARRANTY

No deductibles. No transfer fees.

COMPREHENSIVE COVERAGE 3 YEARS OR 60,000 KM

This warranty includes 24 hour Roadside Assistance and other benefits, as well as coverage of repairs on any part of the vehicle that is defective in material or workmanship under normal use and maintenance. Different warranties apply to original tires.

POWERTRAIN COMPONENTS 5 YEARS OR 100,000 KM

This warranty covers repairs to powertrain components that are defective in material or workmanship under normal use and maintenance.

MAJOR EMISSION CONTROL COMPONENTS 8 YEARS OR 130,000 KM

This warranty covers repairs to specified major emission components that are defective in material or workmanship under normal use and maintenance.

CORROSION PERFORATION 5 YEARS/UNLIMITED DISTANCE

This warranty covers any sheet metal found, under normal use, to have developed a perforation from corrosion due to defects in material or workmanship.

DISCLAIMERS

(1) Driving while distracted can result in loss of vehicle control. Some features may be locked out while the vehicle is in gear. To reduce risk of accident while driving, exercise care when using the systems (even with the voice commands) and obey all local laws concerning use of the systems while driving (as some laws prohibit the use of electronic devices while operating a vehicle). Once the Connected Services by Toyota trial subscription expires, paid enrollment is required. Apple CarPlay, iPhone and Siri are trademarks of Apple Inc. Android Auto and Google Assistant are trademarks of Google LLC. (2) Drivers should always be responsible for their own safe driving. Please always pay attention to your surroundings and drive safely. Depending on the conditions of roads, vehicles, weather, etc., the TSS systems may not work as intended. (3) The TSS Pre-Collision System is designed to help avoid or reduce the impact speed and damage in certain frontal collisions only. The Pedestrian Detection system is designed to detect a pedestrian ahead of the vehicle, determine if impact is imminent and help reduce impact speed. It is not a substitute for safe and attentive driving. System effectiveness depends on many factors, such as speed, size and position of pedestrians, driver input and weather, light and road conditions. (4) Automatic High Beam system operates at speeds above approximately 34 km/h. Factors such as a dirty windshield, variable weather, lighting conditions and hilly terrain will limit effectiveness, requiring the driver to manually turn it off. (5) Dynamic Radar Cruise Control is designed to assist the driver and is not a collision-avoidance system or a substitute for safe and attentive driving practices. System effectiveness depends on many factors such as weather, traffic and road conditions. (6) Lane Departure Alert is designed to read lane markers under certain conditions and provide visual and audible alerts when lane departure is detected. It is not a collision-avoidance system or a substitute for safe and attentive driving. (7) Fuel efficiency estimates were determined using approved Government of Canada Test Methods. Actual fuel consumption will vary based on driving habits and other factors.

Details on the above features can be found in the Owner's Manual or contact your local Toyota Dealer.

Toyota Canada Inc. Every effort has been made to ensure the specifications and equipment shown are accurate based on information available at time of printing. In some cases, certain changes in production capacity, standard equipment, options or product delays may occur which would not be reflected in this brochure. Toyota Canada Inc. reserves the right to make these changes without notice or obligation. The Toyota website toyota.ca – or your Toyota Dealer is your best source for up-to-date information.

